

Hygienic Hand Disinfection

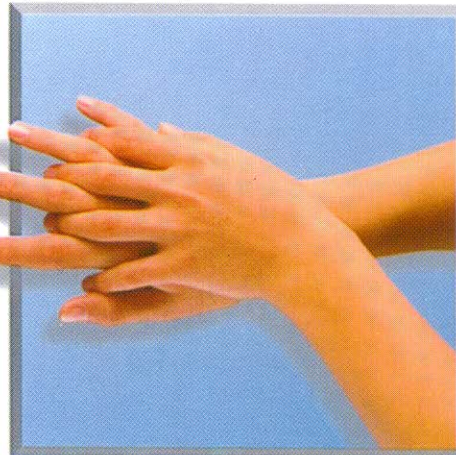
Standard rub method according to EN 1500

Apply the disinfectant to the cupped dry hands. Following the procedure shown below vigorously rub the product into the hands up to the wrists for 30 seconds. Carry out the movements of each step five times. After the end of step 6 individual steps are repeated for the duration of the contact time. If necessary, add more hand disinfectant. Ensure that the hands remain moist throughout the rub-in time.

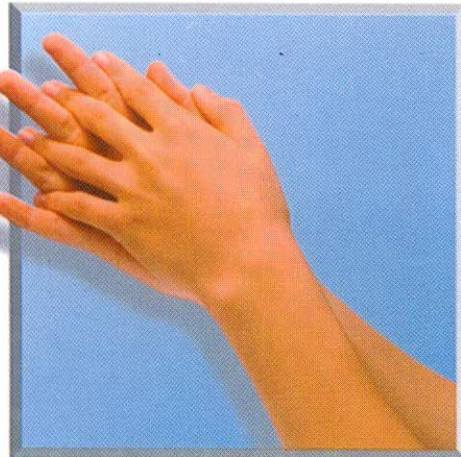
1st step:
Palm to palm.



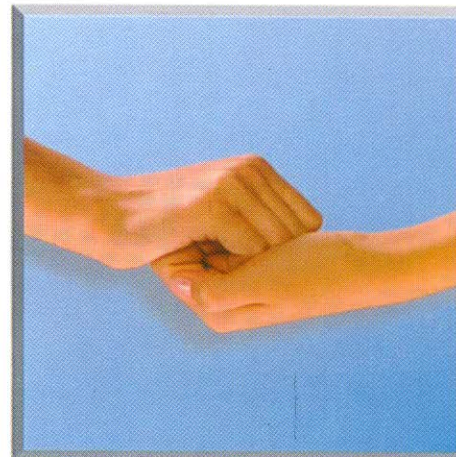
2nd step:
Palm of right hand over back of left hand and palm of left hand over back of right hand.



3rd step:
Palm to palm with fingers interlaced.



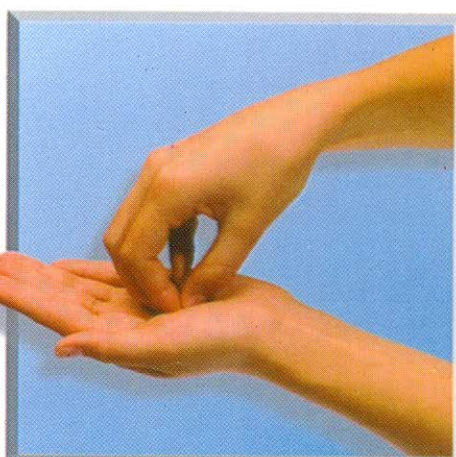
4th step:
Back of fingers to opposing palms with fingers interlocked.



5th step:
Rotational rubbing of right thumb clasped in left palm and vice versa.



6th step:
Rotational rubbing, backwards and forwards with clasped fingers of right hand in left palm and vice versa.



Manufactured & Marketed by
RAMAN & WEIL PVT. LTD.
 15, Chateau Marine, B Road, Mumbai - 20
 Phone : 2204 9527 - 2285 6397 - 2204 9164
 Fax : 009122-22023042